










## FEI World Driving Championships Combined Ponies Lipica 2011

CLT	COMPETITOR	CTRY		A		B		C		FINAL	
				PNTS	CLT	PNTS	CLT	PNTS	CLT	PNTS	CLT
<b>SINGLE PONY</b>											
1	KLINDT Kristina	DEN		45.31	6	71.28	6	0.00	2	116.59	1
2	ANKERMARK Susanne	SWE		46.08	7	70.68	4	0.00	1	116.76	2
3	STAFFORD Suzy	USA		45.06	5	73.28	13	0.97	5	119.31	3
4	*SCHNEIDERS Dennis	GER		44.80	4	69.93	3	8.65	24	123.38	4
5	KOUX Peter	DEN		41.47	1	78.92	22	3.53	11	123.92	5
6	*CADWELL Miranda	USA		48.13	9	76.36	18	1.88	7	126.37	6
7	SCHMID Doris	SUI		53.76	17	72.80	9	0.11	3	126.67	7
8	*HOLLE Martin	HUN		49.28	10	71.69	7	6.00	16	126.97	8
9	*PIRHOFER Jacqueline	AUT		51.07	13	74.41	14	3.00	9	128.48	9
10	*WEBER Isidor	AUT		55.17	20	72.87	10	1.41	6	129.45	10
11	*TEMPLE Rochelle	USA		44.67	3	79.39	23	6.90	18	130.96	11
12	KRISTIANSEN Rebecca	SWE		51.46	14	76.77	19	2.74	8	130.97	12
13	MARICOURT Maxime	FRA		52.86	16	66.87	1	11.46	27	131.19	13
14	JOHANNESSEN Wenche	NOR		59.14	23	72.02	8	3.63	12	134.79	14
15	PUES-TILKAMP Andreas	GER		50.05	12	77.21	20	8.30	23	135.56	15
16	CAMM Julie	GBR		48.00	8	82.58	27	5.39	15	135.97	16
17	GRATZ Stefan	AUT		63.74	28	68.98	2	4.21	14	136.93	17
18	MARSHALL Janelle	AUS		57.09	21	74.66	15	7.29	21	139.04	18
19	*BECKER Melanie	NED		52.74	15	74.76	16	11.63	29	139.13	19
20	BOSCH Alexander	AUT		60.80	24	75.16	17	3.78	13	139.74	20
20	SWIECICKA Monika	POL		49.54	11	83.12	28	7.08	19	139.74	20

22	* FLETCHER Tracey	GBR		54.14	18	90.11	30	0.86	4	145.11	22
23	NOWACKI Filip	POL		63.10	27	71.20	5	11.49	28	145.79	23
24	KALALAHTI Hannu	FIN		65.79	29	77.53	21	3.50	10	146.82	24
25	DE LONGCAMP Sophie	FRA		62.98	26	80.57	25	6.71	17	150.26	25
26	VALENTE Antonio	POR		66.82	30	73.12	12	11.16	26	151.10	26
27	* DENNEY Sue	GBR		54.53	19	89.76	29	7.10	20	151.39	27
28	PACIFICO Salvatore	ITA		69.63	31	72.98	11	12.14	30	154.75	28
29	MENKE Daniela	GER		61.18	25	81.95	26	13.80	31	156.93	29
30	* PALKOVICS David	HUN		73.60	32	80.34	24	9.10	25	163.04	30
31	* HANISCH Patrick	GER		57.86	22	97.92	31	7.31	22	163.09	31
<b>PONY PAIR</b>											
1	* BAACKMANN Dieter	GER		39.68	1	74.48	5	4.08	2	118.24	1
2	* KOCH Stephan	GER		41.47	2	76.61	12	4.12	3	122.20	2
3	WEITLANER Johann	ITA		46.34	4	80.73	16	3.10	1	130.17	3
4	FREUND Marco	GER		47.49	5	75.04	7	8.62	11	131.15	4
5	* BOOM Ewoud	NED		48.13	8	70.66	1	12.54	20	131.33	5
6	VAN KASTEREN Manon	NED		51.20	9	74.56	6	8.70	12	134.46	6
7	POENTIS Karine	FRA		54.53	13	73.99	3	7.62	9	136.14	7
8	DAU Lars	DEN		47.62	7	74.04	4	15.41	21	137.07	8
9	DUBUISSON Estelle	FRA		53.38	11	77.94	14	6.24	6	137.56	9
10	* MATHESON Jennifer	USA		46.08	3	76.72	13	15.47	23	138.27	10
11	KONIG Christof	SUI		53.12	10	76.48	10	17.68	24	147.28	11
12	* VAN DE KAMP Wouter	NED		54.02	12	89.67	19	4.37	4	148.06	12
13	VAN KEKEM Karel	NED		61.18	19	75.75	9	11.34	16	148.27	13
14	ABICHT Steffen	GER		67.72	24	75.53	8	6.29	7	149.54	14

15	MAGNIN Marjorie	SUI		60.93	18	82.07	17	9.73	15	152.73	15
16	*BROOME James	GBR		60.42	17	73.61	2	19.55	27	153.58	16
17	CVORNJEK Karl	AUT		57.60	14	91.91	21	8.33	10	157.84	17
18	*GRAYSTON Anna	GBR		47.49	5	103.71	24	9.07	13	160.27	18
19	*OSZTERTAG Kristof	HUN		59.14	16	89.87	20	11.61	18	160.62	19
20	KOVÁCS Zsófia	HUN		67.20	23	83.58	18	12.02	19	162.80	20
21	GANHOR Rupert	AUT		68.23	25	76.52	11	18.57	25	163.32	21
22	*O'BRIEN Wendy	USA		61.82	20	93.61	22	15.45	22	170.88	22
23	TIMÁR Zoltán	HUN		73.34	26	97.77	23	11.43	17	182.54	23
24	PETERSEN Niels Schelde	DEN		62.85	22	103.91	25	18.92	26	185.68	24
25	*PURSTINGER Erich	AUT		58.62	15	146.34	26	9.65	14	214.61	25
	*MAGYAR Koppány	HUN		0.00		79.84	15	6.64	8	86.48	
	*BOSCH Stefan	AUT		61.82	20	57.35		4.62	5	123.79	
<b>PONY TEAM</b>											
1	*CHARDON Bram	NED		44.03	5	73.40	1	0.00	2	117.43	1
2	*DE BOER Jan	NED		40.70	2	80.50	3	0.00	3	121.20	2
3	SCHNEIDERS Daniel	GER		42.50	3	80.79	4	0.00	5	123.29	3
4	*BRAUCHLE Steffen	GER		43.01	4	77.59	2	3.30	10	123.90	4
5	*BUCKER Tobias	GER		38.53	1	87.23	6	3.00	9	128.76	5
6	*STROUD Allison	USA		51.20	7	87.05	5	3.00	8	141.25	6
7	BAX Tinne	BEL		56.58	11	91.02	7	0.00	4	147.60	7
8	*HOWE Sara	GBR		59.01	13	92.68	10	7.13	13	158.82	8
9	*OSZTERTÁG Márk	HUN		65.79	17	92.22	9	3.58	11	161.59	9
10	*ASTEGLIANO Laurie	USA		56.70	12	91.96	8	18.37	18	167.03	10
11	DE VRIES Marcel	NED		61.31	14	106.29	12	3.00	6	170.60	11
12	NIJS Jan	BEL		54.14	9	108.66	13	9.00	14	171.80	12

											
13	*SCHENK Peter	AUT		64.00	15	100.85	11	13.05	15	177.90	13
14	ROHR Maté	HUN		65.28	16	138.58	14	14.08	16	217.94	14
15	UNMUSSIG Abel	GER		54.78	10	159.33	15	15.61	17	229.72	15
	VAN DE KAMP Aart jr.	NED		69.64	18	17.57		3.00	7	90.21	
	*DOBROVITZ József jr.	HUN		44.29	6	77.20		0.00	1	121.49	
	*BOWMAN-RIPLEY Wilf	GBR		51.20	7	96.98		4.51	12	152.69	
<b>CAI-A PONY PAIR</b>											
1	SCHERRER Yannick	SUI		62.72	1	84.71	1	8.20	1	155.63	1
<b>CAI-A PONY TEAM</b>											
1	ALLO Mia	BEL		56.06	1	108.82	1	7.45	1	172.33	1
<a href="#">Driving Program</a> Copyright by <a href="#">Philippe Liénart (Belgium)</a>											